

February 2012

CARING, SHARING
AND LEARNING
THROUGH ONE ANOTHER

From the Principal's Desk ...

February marks the beginning of a busy month for our students and staff.

Term One Achievement Reports will be coming home Thursday, Feb. 23rd. At this time, interviews will be scheduled only at the request of the teacher or parent. There is no day designated for interviews, so interviews will be scheduled by the teacher at their convenience.

In the classroom, we will continue working towards our School Improvement Plan Goals in the area of Literacy, Numeracy and Safety and Well-Being. Teachers for all grade levels have started their second learning cycle related to the following School Goals:

Literacy:

Reading: 82% of Grade 3 students will achieve the provincial standard on the 2011-2012 EQAO Primary Reading Assessment.

87% of Grade 6 students will achieve the provincial standard on the 2011-2012 EQAO Junior Writing assessment.

Writing: 79% of Grade 3 students will achieve the provincial standard on the 2011-2012 EQAO Primary Writing Assessment.

85% of Grade 6 students will achieve the provincial standard on the 2011-2012 Junior Writing assessment.

Numeracy:

Glenview will close the gap between the 3 year rolling average cohorts (Primary vs. Junior) by 5% while maintaining the upward trend of the grade 3 rolling averages. Currently, the gap is minus 8.0% (Grade 3 - 86.3%, Grade 6-78.3% [Cohort was 85% in Grade 3]). There will be a School-Wide focus on the genre of assessment of mathematics. Student attitudes about math will increase by 15% across both areas in both divisions measured through EQAO student questionnaire.

Safety and Well-Being:

85% of students in **Grades 4-6** will report that they feel safe (I feel safe) and that they belong (I belong) on the 2012 School Effectiveness Survey.

80% of students in **Grades 4-6** will report that people treat each other with respect (People treat each other with respect on the 2012 School Effectiveness Survey.

80% of students will feel that bullying issues have been addressed in our school.

100% of students will be able to define bullying.

Our school goal continues to be student engagement and we are committed to every student at Glenview. We believe that all students can learn. It is our role to provide opportunities for students to find their "best avenue".

~ Deborah Renton, Principal

Inside this issue:

Principal's Message	1
Green Cart Program	2
Safety, Attendance	2
Kindergarten Reg'n	3
Thank You's	4
School Council	4
Halton Health News	5
Snack Program	6
Head Lice Info	7
PIC Conference	8
Kids Network Hub	9
Eye See...Eye Learn	10
Family Math	11

143 Townsend Avenue
Burlington, ON L7T 1ZT
905-634-6789

PRINCIPAL:

Mrs. Deborah Renton
rentond@hdsb.ca

TRUSTEE:

Mrs. Dianna Bower
905.335.3663

SUPERINTENDENT OF SCHOOL SERVICES:

Mrs. Tricia Dyson
905.335.3663

SECRETARY:

Mrs. Vicki Reitknecht

ABSENCE CHECK PHONE:
1-877-409-6310

WEBSITES:

Halton: www.hdsb.ca
Glenview: www.glv.hdsb.ca

GLENVIEW'S GETTING GREENER!

On Monday, January 23, Glenview began the GreenCart organics program. The GreenCart program is provided by Halton Region, which has been actively working with publicly-funded schools to increase their waste minimization efforts. There are currently 100 schools participating in the GreenCart program. Our school is very excited to be joining the program. A GreenCart will be placed in every classroom. Food waste such as pizza crusts, apple cores, and banana peels, will be placed in the GreenCart by students for composting, as will paper towels. The GreenCart program will help the school reduce the amount of garbage it sends to the landfill.

As part of the introduction of the GreenCarts into the school, students participated in waste diversion workshops led by Halton Region's Waste Diversion Education Coordinator. These workshops explained things like Blue Box and GreenCart acceptable materials, demonstrated how materials are processed, provided tips on how to make the GreenCart work really well inside the school and helped teach students about the importance of protecting and preserving the environment.

For more information on Halton Region's GreenCart program visit: www.halton.ca/waste.

Glenview has a dedicated Eco-team of students from Grades 1 through 6 helping lead the way, reminding students and staff about proper recycling and energy conservation. We want to show support for our earth and the environment.

Student Safety

Thank you for helping to keep the driveway at Glenview safe.

While there are still a few parents who are letting their children out to cross the parking lot unsupervised, I have noticed that more are parking and walking their children to the playground.

Our parking lot is not designed to be a flow-through lot and bringing students into it causes unsafe situations with cars turning around while people are walking.

We have a crossing guard, Mrs. Halford, who safely guides students before school across Townsend to the school

property, which is supervised from 9:00 a.m. until 9:10.

Please drop your children off so that they have access to the crosswalk rather than driving into the parking lot before school. Townsend Ave. at either Filman or Glenwood also provide drop off points with a sidewalk passage straight to Glenview.

If you are running late after 9:10 a.m., please park your car in the lot and sign your child in at the office. No children should ever be unaccompanied in the parking lot.

MARCH BREAK

March 12-16

HDSB Student Attendance Reporting

- ✓ Report your child's absence/late: Call 1-877-409-6310 or Log On: hdsb.schoolconnects.com
- ✓ This Halton District School Board system will lead you through the process of reporting your child's absence or late and will issue a confirmation number at the end of your call.
- ✓ The system is available 24 hours a day, 7 days a week.
- ✓ Future absences/lates can be reported at any time by phone or web.
- ✓ **PLEASE DO NOT CALL THE SCHOOL TO REPORT YOUR CHILD'S ABSENCE UNLESS YOU ARE UNSUCCESSFUL IN USING THE NEW SYSTEM.**

Kindergarten Registration 2012-2013

Registration for Kindergarten for September 2012 is from:

Monday, January 23, 2012 until Friday, February 17, 2012.

Please note the following original documents are required in order to register your child:

- * Your child's immunization record
- * Your child's Ontario Health Card
- Proof of address (lease agreement, property purchase agreement, recent property tax bill; not a driver's license)
- Proof of your child's age (birth certificate or passport)
- * If you are not the child's parent or if you have sole custody, please bring proof of custody (court order)

Registration Hours: Monday through Friday
9:30-10:30 a.m., 12:00-1:00 p.m. and 2:00-4:00 p.m.

(Between Not During the Nutritional Breaks please)

You may download, print off and complete the registration form before coming to the school. The form is located under "Parent Information" on the Halton District School Board website: www.hdsb.ca.

Please Note:

- Children must be **4 years old by December 31, 2012** in order to begin JK in September, 2012.
- Junior and Senior Kindergarten will be **full-day** starting September 2012 (i.e., all day every day, Monday through Friday)
- If you are not able to register during the above hours, please contact the office at 905-634-6789 for an accommodation.
- If your child is currently attending Glenview for Junior Kindergarten, you do not need to register for Senior Kindergarten for September.

Friday
February 3rd
PA DAY

Monday
February 20th
Family Day

Emergency Closing

It is sometimes necessary to close early due to emergency situations (severe storms, loss of heat, water, power). In the event that the schools do not open because of a severe overnight storm etc., the decision will be made and announced by 7:00 a.m., or if the school will close for the afternoon, the announcement will be made by 11:00 a.m.

The following are a few of the radio stations that will report the decision frequently:

CHML 900 CFRB 1010 CHWO 740 CKFM 99.9
K-LITE 102.9 CKOC 1150 CHFI 98.1 CING 95.3 WAVE 94.7

Please tune in to one of these stations if you suspect that the school may be closed. In the event that the schools need to be closed during the day, we will also initiate the Glenview Emergency Telephone Network. Students will be kept at the school until a parent or designate picks up the child from the school.

Family Math Night

Thank you to all of the families who joined us for our first Family Math Night. We hope you had fun learning the various activities with your children!


The students enjoyed estimating the numbers in the Candy Jars. The contents of the jars were: 94 Smarties, 89 Cinnamon candies, 68 Gumballs, 24 red/green Spiral candies and 225 (15 rolls with 15 per roll) Rockets.

The winners of this estimating contest were:

- Kindergarten-Evan L. won a Chutes and Ladders game
- Primary-Afrah S. won Pop-a-Matic Trouble
- Junior-Cameron G. won Yahtzee

Thank you for all the entries and for the use of pictures, words and numbers in all the answers.

**Parent Council
Upcoming Events to
Watch For!!**



Volleyball is HOT, HOT, HOT at Glenview!

Did you know that Glenview has girls' and boys' volleyball teams?

These students from grades 4, 5, and 6 have been hard at work learning skills and practising their court play. They have gained valuable experience by competing in exhibition games in December. Now in January and February, they are off to tournaments with competition from typically nine other schools.

The girls' team consists of :

Nieve K., Alisha H.-B., Kelty H., Leah S., Christina S., Sydney H., Sara C., Aquinn H., Maya L. and MacKenzie S.


The boys' team consists of:

Ryan P., Mitchell R., Mitchell M., Charles C., Jacob M., Khalid A., Andrew H., Connor S., Austin G.,

Ian S., Jack M., Matthew G., and Jordan L.

Thanks go to Madame Henry, Mrs. McHaffie, Mrs. Stratford and Mr. DeJong for coaching our students.

And thanks, also, to the many parents and supporters who drive the teams to the games.



Thank you so much for the donations to the Compassion Society that so many of our Glenview families made in lieu of teachers' gifts at Christmas!

Thank you, also, for the donations of coats for the Compassion Society. Over 400 coats were donated!

The Compassion Society and the staff and Glenview are so appreciative of your kindness!

A BIG
THANK
YOU!!!



Thank you to everyone who contributed to our coat drive! It was very successful and we collected 28 bags of coats for the Compassion Society.

Another big thank you to Mrs. Williams who delivered all the coats to the Compassion Society! The lady at the Compassion Society said "WOW Glenview is such a giving school!" Thank you again to everyone who contributed!

Written by Emily

PANCAKE DAY

Tues., February 21 9:00 am to 11:00 am

JK/SK "A" will enjoy their pancakes on Wed., February 22

2nd ANNUAL GLENVIEW SPAGHETTI NIGHT

Thursday, March 1. Come and Enjoy a great spaghetti dinner with your Glenview Family.

Halton Public Health News ... Homework Success

Parents have an important role in helping their child develop good study habits and routines. Homework time should not be a time of stress and pressure, but rather a time for parents to offer encouragement and provided assistance as needed.

HELPFUL TIPS:

1. Let your child relax after school. Allow time to unwind and have a snack.
2. Ask your child about their homework. Ask questions about their homework (e.g. are supplies needed and when it is due).
3. Set a regular time and arrange a place to do homework. Have clear expectations as to when and where homework will be done. This will reduce conflicts around homework completion.
4. Help your child get started. Be prepared to sit at the table with younger children, but do not do their homework for them.
5. Offer praise and encouragement while your child is working. Praise can help motivate your child to persist with their homework. For example, "Great! That's five questions you've done already".
6. Prompt your child to solve problems themselves. For example, if your child asks you how to spell a word, you could say: "How do you think it is spelled?" Offer praise with each attempt.
7. If after one or two prompts, your child does not get the right answer, tell them what it is. This will avoid your child becoming frustrated.
8. Show an interest and say something positive about your child's work. When checking work, say something positive about your child's effort. If you must make corrections only point out one or



Triple P-Positive Parenting Programs


Homework Seminar for Parents: "No More Homework Hassles" Triple P seminar on Wednesday, February 22, 2012, from 7 - 8 p.m. at the Milton Library (1010 Main St. E.).

This seminar will help parents understand why some kids give them a hard time when it comes to homework, and provide tips on how to prepare and encourage good homework habits. For more information, please contact Halton Region at: 905-825-6000 or 1-866-442-5866; email: accesshalton@halton.ca or go to www.halton.ca

Spirit Council News

Gum Day: Thursday February 2, 2012 is GUM CHEWING DAY at Glenview. For the cost of one dollar, students are given permission to chew gum. Students provide their own gum for this event. Money collected will be donated to the Cancer Society.

Candy Grams for Valentine's Day: During the first two weeks of February, for fifty cents students may purchase a candy gram for a friend. Candy grams are a way to send a positive message to a student in their own class or a different class. Students order the candy gram from a student in Spirit Council and then the day before Valentine's Day, Spirit Council students will deliver the candy and the personalized message to the students. Happy Valentine's Day Everyone!



Glenview Nutritious Snack Program

A reminder, we serve a healthy snack to each student on Tuesdays and Wednesdays at the second nutritional break. Please keep this in mind when packing your child's lunch on these days.

Snack Days	Feb. 7 & 8	Feb. 14 & 15	Feb. 22 (Wed.) & 23 (Thurs.)	Feb. 28 & 29
Tuesday	Hotza Mozza sticks with pizza sauce	Pita chips with salsa	Raisin bread with fresh fruit	Fruit smoothie
Wednesday	Black forest ham with pineapple slices	Cucumber cream cheese roll ups	Crackers with hummus red pepper, cucumber	Cheese with a fresh apple

Homemade Applesauce

- Small red apples
- Tbsp. lemon juice
- 2 tsp. Sugar
- 2 pinches cinnamon
- Knife (you'll need help from adult)
- Blender or food processor
- Measuring spoons

Directions:

1. Peel the apples and cut into small pieces. Throw out the core.
2. Put the apple pieces and lemon juice into the blender or food processor and blend until the mixture is very smooth.
3. Pour the mixture into two small bowls and stir in the sugar and cinnamon.

Dominos Family Pizza Night

Congratulations to Czarina Murray for winning the Dominos gift certificate for a free large pizza, bread choice and a 2 litre pop from our last Glenview Pizza Night.

Please mark your calendars for our **next Family Pizza Night on Wednesday, February 22, 2012.**

Just phone or email your order and when you pick up it up, please bring your Glenview Pizza Night order form to Dominos to be entered into our draw.

Remember that \$5.00 from every order goes to support our Adopted Athlete, Olympian Brady Reardon!

Head Lice Information Update

HOW TO PREVENT SPREAD OF HEAD LICE:

- Check your child's hair carefully once a week for lice and eggs. They are hard to see.
- Teach your child to brush/comb their hair every night using their own hairbrush.
- Braid long hair or put into ponytail. Children having sleepovers should bring their own pillow and bedding.

WHAT ARE HEAD LICE?

- **Head lice** are tiny, wingless, grayish brown insects which live and breed in human hair. They move quickly when you part the hair and are hard to see.
- **The eggs** are half the size of a pin head (.08), oval in shape and grey to brown in colour. The tiny eggs are glued firmly to the hair. Newly laid eggs are **very close to the scalp**. **The warmth of the scalp** will hatch them in about 7-10 days.

WHAT YOU NEED TO DO

- Talk to a pharmacist. Ask for product that kills head lice and their eggs. Ask if there are any special precautions to take while using the product. Some products may not be recommended for young children, people with certain allergies or pregnant and nursing mothers.
- If unsure, please check with your doctor.
- Also, ask your doctor regarding treatment for the following:
 1. for treatment of children under the age of two
 2. for persons with a seizure disorder
 3. if lice is discovered on eyebrows, eyelashes or beard
 4. if the skin of the scalp is broken or infected
 5. for pregnant or breast feeding mothers
- Only treat family members who **have** head lice.
- Follow the product directions **exactly**. Never use these products on a daily basis.
- Wear plastic or rubber gloves when using the product so you won't expose your hands to the chemical for too long. Wash your hands well, immediately after using the head lice product.
- **Store** any unused products out of the reach of children.



IMPORTANT

- Remove all live lice from the hair using fingers, nit comb or brush. For long hair brush hair from the scalp downward and then with head bent forward, brush hair from the nape of the neck upward to the scalp.
- Sit by bright, natural light to see the eggs.
- Take hold of a lock of hair and **manually pull eggs** from the hair because nit combs will not reach the new eggs that are laid close to the scalp.
- Using your thumbnail against your first finger, strip the eggs from the root of the hair down to the tips. (Place eggs in a paper towel for the garbage.)
- Pin back that lock of hair and continue until **all the eggs are removed**.
- **Especially make sure** you remove the eggs that are close to the scalp.
- Ask the pharmacist when the second treatment should be done.
- Routine household cleaning is sufficient. Spraying of household items is not necessary and can be harmful.

WHEN YOUR CHILD COMES HOME WITH HEAD LICE, THEN WHAT:

- Remember to tell the school or child care centre about the head lice.
- Remember to tell anyone who has had close contact with the person in your family who has head lice.
- Ask your school or child care centre about the procedure for re-entry to the school or centre. Families can phone We Care at 1-866-877-8688 to locate a nurse the next day or take their child to a medical practitioner, e.g. physician, walk-in clinic, for a recheck. The family will be responsible for any costs associated with this rechecking.
- Continue to check your child's head once a week, after school breaks, sleepovers and vacations. Head lice can spread anytime heads are close together. Your child can get head lice again! Please do not share hairbrushes.

5th Annual PIC Conference

Parents/guardians are invited to attend the
5th annual PIC Conference on

Saturday, October 20, 2012

8:00 a.m – 2:30 p.m.

MM Robinson High School
(2425 Upper Middle Rd., Burlington L7P 3N9)

Key Note Speaker:

David Booth

Registration opens in August - <http://registrations.hdsb.ca/picreg/>

Free child-minding available on request.

Primary Choir

- The boys and girls in the Primary Choir have been enjoying a well deserved rest.
- We will be starting up again in March. Any child in Grades 1, 2 and 3 may join.
- We practice once a week on a Tuesday during part of the first nutrition break.
- We look forward to giving back to the community by performing at Seniors' residences, Holy Rosary for the Special Olympics Torch Run, and of course at assemblies here at Glenview.

Mrs. Pat Mifflin

News from the Our Kids Network Hub:

I hope the New Year is off to a good start for all of the school's families.

Lighthouse, a new program, will be starting soon at the hub.

Lighthouse, an Oakville based organization which offers support groups for grieving children, will be offering a group for teens in Aldershot at the hub starting in late February.

Please keep in mind that if there has been a death in the family all members grieve differently. Each young person will experience it in a unique way but talking to other young people with adult support encourages them to vent, listen and realize they are not alone. Often parents are not able to fully support the youth because they are coming to terms with their own pain, confusion and worries.

The group will be free, held after school, and will welcome all young people ages 13 to 18. For more information or to register call the hub 905 633 7108 and leave a message for Trish.

We are very fortunate that Lighthouse has accepted the invitation to deliver their program locally thus making it convenient for all youth living in Aldershot to benefit from their help. For more information please call or write to Sheila at the Aldershot Hub located in Holy Rosary School.

**Hub drop in
hours
remain:
Tuesdays
and
Thursdays
3-6 PM.**

Currently Available!

- Pull Ups size 3T 4T and L XL Goodnight boxers.
- We try to have on hand cookies and crackers and other foods kids like to find in their lunch boxes but which can be hard on the family budget.

Fresh Food Boxes

Anyone interested in purchasing a Fresh Food Box can call Karen at 905-633-9785. Prepaid boxes are delivered to the hub once a month and not only are they a good price but this volunteer driven program supports our local farmers.

Sports 4 You still has openings. 10 - 12 year olds; 10 -12 Saturday mornings; FREE. Come play floor hockey with other Aldershot kids then we go back to three weeks each of soccer, basketball and volleyball. No experience or skill level required. Get off the couch, grab a free t shirt and come play at St.-Phillip School on Francis Road. For more information, call the hub or drop into the program next Saturday, before 10 AM to register.

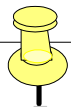
Returning to Work? Anyone thinking of returning to work should keep in mind that your family might be eligible for the Region's Day Care Subsidy. A Regional Representative is in the hub twice a month so if you need more information call 905 825 6000 and request an appointment at the Aldershot Hub.

Interested in Volunteering? Anyone interested in becoming more involved as a volunteer to help local families as a **Wraparound Facilitator**, training will be offered locally within the next few weeks. For more details contact Elske at elske@shalemnetwork.org

Sheila Slattery-Ford Aldershot Hub Coordinator, Our Kids Network

c/o Holy Rosary School, 261 Plains Rd. E., Burlington L7T 2C7

aldershothub@ourkidsnetwork.ca 905 633 7108



Eye See...Eye Learn

How Well Can Halton See?

The Halton District School Board encourages all Junior Kindergarten students to have a comprehensive eye exam this year through Eye See...Eye Learn program-- a **FREE** childhood health awareness program.

Fact:


- One in six children has a vision problem but too often children don't have a comprehensive eye exam before starting school.

Fact:

- Young children don't know what normal vision is supposed to look like and seldom complain to their parents. Some show no signs of a problem at all.

Your current JK students are eligible for a comprehensive eye exam (covered by your child's health card), and if required, one FREE pair of brand new high quality eyeglasses until June 30, 2012. There is no cost to participate. Children registering for JK for September can pre-book their exams now to take place after July 1, 2012.

All children up to 19 years of age are eligible for an annual OHIP-insured eye exam by an optometrist. Simply present the child's health card at the time of the exam.



Family Math: Fun At-Home Math Activities

At home math activities can be a great way to encourage your child to use the skills they have learned at school. Read on to learn about some fun and easy activities you can implement to help your entire family learn to love math. Implementing fun math activities into a family's schedule not only teaches children important math skills, but it also helps the entire family develop an appreciation of and enjoyment for this important skill.



Newspaper Math

- Find all of the numbers from one through 100 in the local paper. Cut out these numbers, then glue them on a sheet of paper in their proper order. This activity helps with counting and number recognition.
- Look for specific number ranges such as all of the numbers between 20 and 50. Your children can look for odd numbers, even numbers, prime numbers, multiples of three, etc. The possibilities are endless.
- Newspaper advertisements and coupons can help teach the skill of budgeting.
- You can look through grocery ads together, making a list of all the items you need to buy. See if kids can locate which stores sell each of these items for the lowest cost.



Grocery Store Math

- Ask for help weighing the produce. Ask your child to estimate how much each item weighs, then check these estimations.
- Have your child keep a tally as you pick up items, and see how well they've added prices and estimated total cost when you get to the checkout. This exercise is for children who have already grasped the concept of addition. Start with a small amount of purchases, then gradually work your way up to larger-sized shopping trips.



Traveling Math

- Search for numbers while you drive. Ask children to find the numbers one through 10, 20, 30, 40 etc. from license plates, street signs, addresses, even billboards. They can also include numbers that are spelled out.
- When on longer car rides have your child estimate how far you've traveled, how many more miles to your destination, and how long it's going to take you. This can teach them to estimate time and distance.



Math Games

Games that use math skills include Yahtzee, dominoes, checkers, cards, and Connect Four. Many popular games use math skills. After playing such games, discuss any skills you may have used. You may be surprised that you use math so often, even with fun activities like games. Math games can be played online as well, and many PC games also incorporate math concepts.

Source: Math and Reading Help